

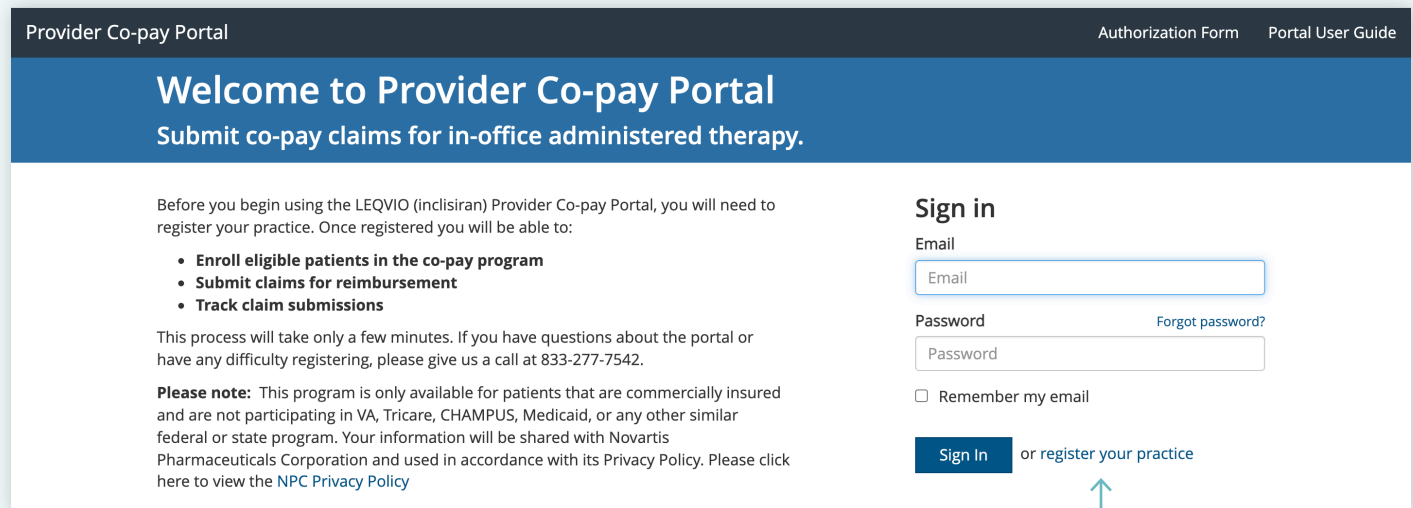
# Co-pay portal overview

With the LEQVIO<sup>®</sup> Co-pay Program, eligible patients with commercial (or private) insurance may pay as little as \$0 for each LEQVIO treatment. Subject to terms and conditions. Limitations apply.\*

## The **Co-pay Portal** can be used to:

- Help enroll eligible patients in the LEQVIO Co-pay Program
- Submit co-pay claims for reimbursement
- Track payment status

## How to register:



Provider Co-pay Portal Authorization Form Portal User Guide

### Welcome to Provider Co-pay Portal

Submit co-pay claims for in-office administered therapy.

Before you begin using the LEQVIO (inclisiran) Provider Co-pay Portal, you will need to register your practice. Once registered you will be able to:

- **Enroll eligible patients in the co-pay program**
- **Submit claims for reimbursement**
- **Track claim submissions**

This process will take only a few minutes. If you have questions about the portal or have any difficulty registering, please give us a call at 833-277-7542.

**Please note:** This program is only available for patients that are commercially insured and are not participating in VA, Tricare, CHAMPUS, Medicaid, or any other similar federal or state program. Your information will be shared with Novartis Pharmaceuticals Corporation and used in accordance with its Privacy Policy. Please click here to view the [NPC Privacy Policy](#)

**Sign in**

Email

Password [Forgot password?](#)

Remember my email

**Sign In** or register your practice

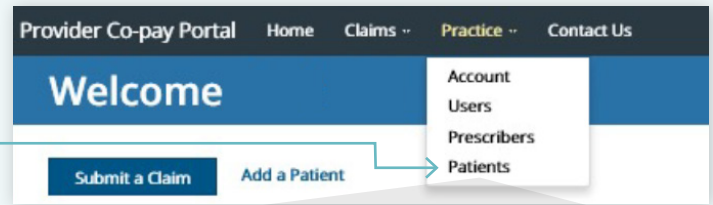
- 1 Once on the site, click the **"register your practice"** button. Complete all required fields as accurately as possible
  - After you submit your registration, you will receive a confirmation email
  - The program support team will review your information within 2 business days
- 2 Once approved, you will receive an account notification email. Please open the email, and click **"Activate User."** You will be asked to set up a password
- 3 Once complete, you may log in via the homepage

**\*Limitations apply.** Valid only for those with commercial insurance. The Program may include the Co-pay Card, Payment Card (if applicable), and Rebate. Per treatment maximums and an annual benefit cap apply. For patients covered under the medical benefit, rebate for out-of-pocket costs will be assigned directly to provider, unless patient requests direct reimbursement. Patient is responsible for any costs once limit is reached in a calendar year. Program not valid (i) under Medicare, Medicaid, TRICARE, VA, DoD, or any other federal or state health care program, (ii) where patient is not using insurance coverage at all, (iii) where the patient's insurance plan reimburses for the entire cost of the drug, or (iv) where product is not covered by patient's insurance. The value of this program is exclusively for the benefit of patients and is intended to be credited towards patient out-of-pocket obligations and maximums, including applicable co-payments, coinsurance, and deductibles. Program is not valid where prohibited by law. Patient may not seek reimbursement for the value received from this program from other parties, including any health insurance program or plan, flexible spending account, or health care savings account. Patient is responsible for complying with any applicable limitations and requirements of their health plan related to the use of the Program. Valid only in the United States and Puerto Rico. This Program is not health insurance. Program may not be combined with any third-party rebate, coupon, or offer. Proof of purchase may be required. Novartis reserves the right to rescind, revoke, or amend the Program and discontinue support at any time without notice.

# Patient's account and account management

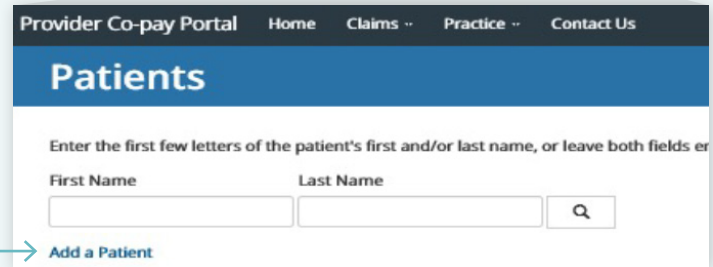
## How to search for and enroll patients:

- Go to the **"Practice"** tab and select **"Patients"**



- Here you are able to enroll a patient or see the status of patients

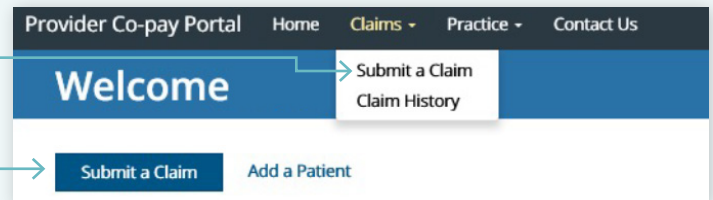
- Select **"Add a Patient"** on the Patient home page, fill out all required information, and add any applicable documentation



- As a reminder, the co-pay offer is only valid for commercially insured patients. This information will be validated upon submission of a claim

## How to submit a claim for reimbursement:

- To submit a claim, go to the welcome screen and select the **"Submit a Claim"** button or **"Submit a Claim"** from the Claims dropdown menu. The patient must be added to the portal to submit a claim to the LEQVIO<sup>®</sup> Co-pay Program



- When submitting a claim, it's important to include the Explanation of Benefits consisting of the patient's name, J-code or drug name, and the date of service

**Note:** Prior to claim submission, a patient authorization form must be completed, submitted, and approved. This will take approximately 1-2 business days

- Reimbursement methods:



Check—Practices selecting a preferred reimbursement method of check will be mailed a check within one business day via first class mail (USPS) for approved claims.



Electronic fund transfer (EFT)—EFT payment accounts will be funded immediately following claim approval, with funds disbursed to a practice's banking account.

For more information, call **833-277-7542**

LEQVIO and the LEQVIO logo are registered trademarks of Novartis AG.

Licensed from Alnylam Pharmaceuticals, Inc.